



# LITTLE FLOWER CHILDREN SCHOOL-BALLIA



Affiliated to CBSE New Delhi [10+2]



The time to cheer aloud,  
The time when you can play,  
On the beach with your loved ones,  
And do what your heart say,  
There is no one to see here,  
There is nothing as such to see,

Only the sunlight passing the home,  
And clear blue sky as can be,  
Summers are finally here,  
So have a good summer time,  
As it's the most amazing time  
Happy Summer Time.

## Session:2024-25

### Class-VI

Passport Size  
Paste Photo

Students Name \_\_\_\_\_

Roll No: \_\_\_\_\_

Section: \_\_\_\_\_

### Holiday Homework

# NOTICE

NOTICE NO: Ifcs/May/09/2024

Date:18/05/2024

Dear Parents,

Vacation is an excellent time to learn new skills It is a welcome break for the children to enjoy and explore things in their own way. Just the right time to let the children do some creative work.

Here are some interesting and fun-filled assignments for the children to learn and keep them occupied during the holidays. These assignments have been designed to ensure that the children enjoy and learn at same time, we would appreciate if the children do the assignments on their own. Help and guidance may be given wherever required. Let's work together towards the betterment of the students. **Exciting Prizes will be provided to the best five Holiday Assignments.**

## Happy Holidays

### General Instructions that are to be followed:

1. This is to notify that the school announce Summer Vacation 2024 from 20<sup>th</sup> May 2024 to 30 June 2024. The classes will resume on 1 July 2024, Monday. as usual.
2. Summer Vacation Home Assignment is available at our website [Website:www.ifcsballia.co.in](http://www.ifcsballia.co.in)
3. Office will remain open from 8:00 am to 1:00 pm during summer vacation.
4. The Holiday Home work is to be done neatly with relevance to the question asked and to be submitted to the subject teacher at the time of reopening of the school i.e. 1 July 2024.
5. Mock test Result Distribution will be held on 24-05-2024,timing 9 am to 12 pm. Scholarship will be awarded to the Toppers of AISSE exam 2024 on 24th May 2024, Friday at 11 am.
6. Download the holiday homework pages and complete the task.
7. Handwriting should be neat and legible.
8. All the subject holiday homework should be done in Holiday home work copy / given worksheet.
9. The holiday homework would be graded.
10. The work should be original and not copied from internet.
- 11.The assignments should be submitted to the respective subject teachers. Surprise recapitulation will be done by the teachers in the month of July.
12. Encourage your ward to do the assigned holiday homework independently.


### Summer Tips to be followed:

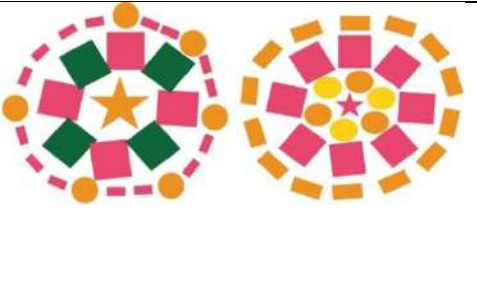

1. A healthy mind resides in a healthy body"- Pay attention to your health, go for morning and evening walks, drink lots of water, avoid the consumption of junk food, eat healthy and stay healthy.
2. Open your mind for reading newspapers, novels, blogs and stories that will help you in increasing your vocabulary.
3. Indulge yourself into activities like cooking, singing, dancing, aerobics, cycling, trekking, swimming, art and craft, river rafting and gardening. And share your experience with your family and friends.
4. Spend quality time with your grandparents and parents, talk to them regarding their experience of school.

Thanks & Regards  
LFCS BALLIA

LITTLE Flower CHILDREN SCHOOL  
SUMMER HOLIDAY HOME WORK-2024

CLASS : VI

Subject	Assignment																																										
English	<p><b>I. Water scarcity is a major issue that is rising very rapidly in modern-day India.</b> The problem has become so severe that in many states the ground water has almost dried up and people have to depend on water supply from other sources. Design a poster, using a full sized chart, highlighting the above information to spread awareness to “SAVE WATER” <b>RUBRICS:</b> Creativity: 3m Sensitizing people towards the theme with appropriate slogans: 2m (Any two slogans)</p> <div style="text-align: right;">  <p>Example</p> </div> <p><b>II. “To learn to read is to light a fire; every syllable that is spelled out is a spark.”</b></p> <p>Read the book ‘ The Adventures of Tom Sawyer ‘ -- Mark Twain <a href="https://www.amazon.in/Adventure-Tom-Sawyer-Illustrated-ebook/dp/B00CCF5L5A">https://www.amazon.in/Adventure-Tom-Sawyer-Illustrated-ebook/dp/B00CCF5L5A</a> OR ‘Malgudi Days---R.K .NARAYAN <a href="https://en.wikipedia.org/wiki/Malgudi_Days_(short_story_collection)">https://en.wikipedia.org/wiki/Malgudi_Days_(short_story_collection)</a> Note down the meaning of difficult words and create your own dictionary with at least two words from each alphabet, using A-4 sheets <b>RUBRICS: Creativity: 3m, Dictionary skills:2m</b></p>																																										
Mathematics	<p><b><u>Experiential Learning</u></b> <b>TOPIC – MONEY</b> In this activity, students will be able to learn and understand the concept of money. Q 1 i) Find the cost of the following items ( different types of MILLETS) purchased and prepare a bill (in an A4 sheet)</p> <table border="1" data-bbox="300 1375 1259 1942"> <thead> <tr> <th>S. No.</th> <th>Date of survey</th> <th>Item</th> <th>Quantity</th> <th>Price per unit</th> <th>Amount</th> </tr> </thead> <tbody> <tr> <td>1.</td> <td></td> <td><b>Fox tail (Korralu)</b></td> <td>2kg</td> <td></td> <td></td> </tr> <tr> <td>2.</td> <td></td> <td><b>Finger millet ( Raagi)</b></td> <td>5kg</td> <td></td> <td></td> </tr> <tr> <td>3.</td> <td></td> <td><b>Kodo millet ( arikelu)</b></td> <td>2.5</td> <td></td> <td></td> </tr> <tr> <td>4.</td> <td></td> <td><b>Barnyard millet( udalu)</b></td> <td>1kg</td> <td></td> <td></td> </tr> <tr> <td>5.</td> <td></td> <td><b>Little millet(samulu)</b></td> <td>1.5kg</td> <td></td> <td></td> </tr> <tr> <td>6</td> <td></td> <td><b>Jowar ( jonnalu)</b></td> <td>3kg</td> <td></td> <td></td> </tr> </tbody> </table> <p>ii ) Explain the potential benefits of including millets in the diet of individuals. . Q 2 Make two different shapes ( Rectangles,squares,triangles and circles of different sizes) using colour paper and arrange them into beautiful Rangoli / kolam as shown below.</p>	S. No.	Date of survey	Item	Quantity	Price per unit	Amount	1.		<b>Fox tail (Korralu)</b>	2kg			2.		<b>Finger millet ( Raagi)</b>	5kg			3.		<b>Kodo millet ( arikelu)</b>	2.5			4.		<b>Barnyard millet( udalu)</b>	1kg			5.		<b>Little millet(samulu)</b>	1.5kg			6		<b>Jowar ( jonnalu)</b>	3kg		
S. No.	Date of survey	Item	Quantity	Price per unit	Amount																																						
1.		<b>Fox tail (Korralu)</b>	2kg																																								
2.		<b>Finger millet ( Raagi)</b>	5kg																																								
3.		<b>Kodo millet ( arikelu)</b>	2.5																																								
4.		<b>Barnyard millet( udalu)</b>	1kg																																								
5.		<b>Little millet(samulu)</b>	1.5kg																																								
6		<b>Jowar ( jonnalu)</b>	3kg																																								

	<p>Q3.Learn Tables everyday ; 2 to 15.</p> <p><b>RUBRICS :</b></p> <ol style="list-style-type: none"> <li>Question-1 i) (Preparation of bill) – 4m ii) 1m</li> <li>Question 2 - 4m</li> <li>Presentation – 1m</li> </ol> <p><b>Note :</b> Submission date - 15<sup>th</sup> June 2024</p>	
<p><b>Science</b></p>	<p><b>Based on CBSE Art- activities</b></p> <p><b>S.No: 4.1.1.1.9</b></p> <p>Make a collage of the given Landforms on A4 sheet- Mountains, Plains, Valleys and Deserts.</p> <p><b>Learning objectives:</b></p> <ol style="list-style-type: none"> <li>Identify various Landforms; comprehend different land features and their importance.</li> <li>Enhance awareness of colour and texture.</li> <li>Build fine motor skills.</li> </ol> <p><b>Learning outcomes:</b></p> <p>Could understand the difference between various landforms .</p> <p><b>Rubrics:</b></p> <p><b>Collage pictures of four land forms- 2 X4M= 8M</b></p> <p><b>Overall presentation, relevance and timely submission- 2M (Total= 10M)</b></p>	
<p><b>Social Science</b></p>	<p><b>Introduction:</b> Cultural diversity is the existence of a number of different cultural or ethnic groups with in the society which helps children to understand and celebrate cultural diversity.</p> <p><b>Activity:</b> Choose any two states of your choice from North, South, East and West directions of India and write about its climate, language, food and celebration of festivals on A4 size sheets.</p> <p><b>Instructions:</b> Your activity should include pictures and relevant information.</p> <p><b>Rubrics: Presentation &amp; Creativity: 2 Marks</b></p> <p>Content : 8 Marks</p> <ul style="list-style-type: none"> <li>Climate – 2M</li> <li>Language – 2M</li> <li>Food – 2M</li> <li>Festivals – 2M</li> </ul>	
<p><b>II Language Hindi</b></p>	<p>ग्रीष्मकालीन अवकाशीय परियोजना कार्य</p> <p>भारत अनेकता में एकता के लिए प्रसिद्ध है, जहाँ अनेक जाति, धर्म संप्रदाय के लोग सद्भाव के साथ रहते हैं। इसी भारत देश में <b>तेलंगाना</b> नामक राज्य भारत के दक्षिणी भाग में स्थित है और <b>झारखंड</b> भारत के पूर्वी भाग में स्थित है। दोनों ही राज्य बहुत सुंदर हैं।</p> <p><i>अतः ग्रीष्मकालीन अवकाश में आप सभी विद्यार्थियों से अपेक्षा की जाती है कि निम्नलिखित विषयों और बिंदुओं के आधार पर एक परियोजना तैयार करें।</i></p> <p>(i) तेलंगाना तथा झारखंड दोनों राज्यों के किसी एक मुख्य त्योहार, के बारे में जानकारी प्राप्त कर 180 – 200 शब्दों में लिखिए।</p> <p>(ii) तेलंगाना तथा झारखंड दोनों राज्यों के किसी एक लोकप्रिय शाकाहारी व्यंजन, (food item) का नाम लिखकर उसे बनाने की विधि (recipe) को लिखित रूप में प्रस्तुत कीजिए।</p> <p><b>परियोजना तैयार करने के निर्देश :-</b></p> <p>1- प्रस्तुतिकरण आकर्षक एवं सुंदर लेख में होना चाहिए।</p>	

2- आवश्यकतानुसार चित्रों (pictures) का समावेश किया जाना चाहिए।

3- आप एकत्रित जानकारी रंगीन A-4 शीट या चार्ट

पेपर पर हस्तलिखित (handwritten) रूप में जमा कर सकते हैं। (कुल पृष्ठ संख्या -5से अधिक न हो)

4- एक रंग – बिरंगा आवरण पृष्ठ (Cover Page) पर अपना पूरा नाम, कक्षा व रोल नंबर अवश्य लिखें।

*निम्नलिखित विधिसूचक निर्देशों (RUBRICS) के आधार पर परियोजना का आकलन किया जाएगा।*



कुलांक (Total)	विषय- सामग्री- (subject matter)	भाषा (language)	आवरण- पृष्ठ (cover page)	चित्रात्मक प्रस्तुति (picture presentation)	समग्र प्रस्तुतिकरण (overall presentation)
10 M	2 M	2 M	2 M	2 M	2 M

**Learning Objectives:-**

1. इस परियोजना का उद्देश्य छात्रों में भारत देश की 'अनेकता में एकता' की भावना को सुदृढ़ बनाना है।
2. छात्रों को विभिन्न राज्यों की संस्कृति से अवगत होने का अवसर प्रदान कराना है।

**Learning Outcomes:-**

1. इस परियोजना से छात्र भारत के राज्यों के खान-पान, मुख्य त्योहार आदि के बारे में रोचक बातों को पता लगाने में सफल होंगे।
2. छात्रों में कला कौशल का विकास होगा।

## MATHS

Q.1 Arrange the following numbers in ascending order.  
3763214 , 18340217 , 984671 , 3990423 , 18431056

Q.2 Rewrite each of the following numerals with proper commas, using the international place value chart, Also write the number name of each in the international system.

i. 735821

ii. 8057894

iii. 56943821

iv. 37502093

vi. 89350064

Q.3 Solve Ex . 1 (c) Q1 to 14

Q.4 Solve Ex. 1 (D) , Ex . (E) Ex. 1 (G)

Q.5 Write the definition of following Terms.

i. composite numbers

ii. Prime Numbers

iii. Co- primes numbers

iv. Twine Primes

v. Factor

vi. Multiples

Q.6 Solve Ex- 2 (B) Q. 10 to 15.

Q.7 Solve Ex. 2 (C) Q. 17 to 20

Q.8 Solve Ex.2 (D) Q. 29 to 32

Q.9 Solve Ex. 2 (E) Q. 22 to 30

Q .10 Draw a chart on Hindu- Arabic system and international system of numeration on chart paper.

Q.11 Write the counting number from 1 to 100 on chart paper. Encircle all prime number. Write the all composite numbers between 1 to 100.

## HINDI

1. 10 पेज नकल लिखिए।
2. पाठ्य पुस्तक अमरत्व के अध्याय 1 से 3 तक के अध्याय में दिये गये कठिन शब्दों को याद किजिए।
3. भाषा और भाषा के रूप को लिखिए और याद किजिए।
4. स्पर्श व्यंजन को वर्णवार लिखिए और याद किजिए।
5. अंतस्थ व्यंजन संयुक्त व्यंजन को लिखिए और याद किजिए।
6. स्वर और व्यंजन का चार्ट बनाइये।

## SOCIAL SCIENCE

Note book work: -

- Write important terms from chapter 2, 3 (History) , Chapter -2 (Geography) and chapter -1 (civics)
- Write all 'insight' boxes from chapter 1 and 2 from all subject.

Subject book work:-

- Fill application skills work in pg. no. 15
- Fill curiosity work on pg. no. 14

Creativity

- Make a model of solar system and given a presentation stating its features and structures. (use clay or newspaper)

Activity work

- Take atleast any one religion other than yours, collect information about its origin, culture, rituals, workshop practices , language , etc. (Do it on scrap book)

Map Work:

- On a outline map of India mark 28 states. (Use wax or sketch colour).

## SCIENCE

1. Give the answer why does a teenager need more food than a baby?
2. What is Balanced Diet? & why it necessary to you?
3. Why does ice float on water?
4. Activity  
How will separate clear water from muddy water by loading?
5. Mark neat & clean well labelled diagram of Distillation on a short chart paper.
6. Explain why does rain increase visibility?
7. Why should we shake a medicine bottle with liquid medicine before use?
8. Activity –  
To check solubility with change in temperature.

## **COMPUTER**

1. Write the definition of all computer language with an example.
2. Draw an excel work sheet and write it components.
3. Define the cell reference , range and column header .

## **SANSKRIT**

- 1- write 10 page hand writing and read your book also.
- 2- Learn case- ending of Balak / Balika and practice it in rough copy.
- 3- Learn the ‘Mangalam’ of your book.
- 4- Learn and write lesson 1/2 exercise and practice it in rough copy.
- 5- Learn a shlok with it’s meaning and draw it on a chart paper and colour it beautiful.

## **G.K.**

- 1- Collect the top news headlines (picture also it available) from the news paper for 20 days and paste them in your scrapbook. For each day the headline to be collected are –
  - a) Two National News
  - b) Two International news
  - c) One discovery or Invention
  - d) One sports news